

FUND WATCH

as at 30 June 2010

ING Unit Trusts (as at 30 June 2010)



NEW ZEALAND SHARE FUND

● New Zealand shares	98.58%
● Cash/short-term deposits	1.42%

Pre-tax returns

1 year	10.42%
3 years	-11.33% pa
5 years	-1.68% pa
10 years	5.50% pa



EQUITY SELECTION FUND

● New Zealand shares	67.83%
● Australian shares	23.72%
● Cash/short-term deposits	8.45%

Pre-tax returns

1 year	9.15%
3 years	-7.79% pa
5 years	1.63% pa
Since inception (July 2004)	6.28% pa



BALANCED FUND

● Australasian shares	19.91%
● International shares	36.01%
● Fixed interest securities	30.53%
● Listed property securities	9.97%
● Cash/short-term deposits	3.58%

Pre-tax returns

1 year	11.08%
3 years	-1.21% pa
5 years	4.86% pa
10 years	3.63% pa



SECURE INCOME FUND

● SOE & Local authority bonds	18.67%
● Corporate bonds	18.76%
● Government stock	33.35%
● Cash/short-term deposits	29.22%

Pre-tax returns

1 year	9.32%
3 years	5.84% pa
5 years	5.04% pa
10 years	5.60% pa



PROPERTY SECURITIES FUND

● Listed property securities	95.19%
● Cash/short-term deposits	4.81%

Pre-tax returns

1 year	11.44%
3 years	-10.74% pa
5 years	1.93% pa
10 years	8.98% pa

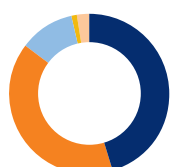


AUSTRALIAN SHARE FUND

● Australian shares	94.15%
● Cash/short-term deposits	5.85%

Pre-tax returns

1 year	12.11%
3 years	1.21% pa
5 years	10.93% pa
10 years	9.05% pa



INTERNATIONAL SHARE FUND

● North American shares	45.55%
● European shares	39.81%
● Asian shares	11.17%
● Other shares	1.02%
● Cash/short-term deposits	2.45%

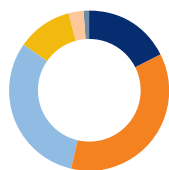
Pre-tax returns

1 year	10.02%
3 years	-2.60% pa
5 years	4.85% pa
10 years	-5.90% pa

Past performance is not indicative of future performance. Returns can be negative as well as positive. Investments in any of the funds referred to in this publication (the "Funds") are subject to investment risk, including possible delays in repayment and loss of income and principal invested. Unless otherwise indicated, returns are after Fund expenses and before tax. This is represented by the change in unit price plus any applicable tax credits.

The allocation to each asset class for a Fund reflects the underlying asset allocations as at the date of this publication and will vary from time to time. Returns and the value of your investment in the Funds are not guaranteed. On 1 October 2007, the Funds elected to become Portfolio Investment Entities (PIEs). As PIE returns are reported on a pre-tax, after fees basis, the returns for these funds prior to 1 October 2007 have been recalculated on this basis to provide a consistent base for comparison.

SIL Mutual Fund (as at 30 June 2010)



BALANCED PLUS FUND

● Australasian shares	17.75%
● International shares	36.11%
● Fixed interest securities	31.13%
● Listed property securities	10.97%
● Cash/short-term deposits	3.14%
● Alternative assets	0.90%

Pre-tax returns

1 year	11.58%
3 years	-1.40% pa
5 years	4.00% pa
10 years	3.49% pa




NEW ZEALAND FIXED INTEREST FUND

● SOE & Local authority bonds	18.69%
● Corporate bonds	18.78%
● Government stock	33.12%
● Cash/short-term deposits	29.41%

Pre-tax returns

1 year	9.37%
3 years	5.83% pa
5 years	5.12% pa
10 years	5.74% pa

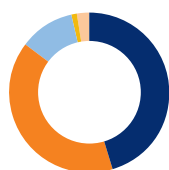


NEW ZEALAND SHARE FUND

● New Zealand shares	99.89%
● Cash	0.11%

Pre-tax returns

1 year	8.12%
3 years	-9.65% pa
5 years	-0.69% pa
10 years	5.94% pa



INTERNATIONAL SHARE FUND

● North American shares	45.72%
● European shares	39.96%
● Asian shares	11.21%
● Other shares	1.03%
● Cash/short-term deposits	2.08%

Pre-tax returns

1 year	7.03%
3 years	-4.58% pa
5 years	3.43% pa
10 years	-3.71% pa



PACIFIC BASIN SHARE FUND*

● Pacific Basin shares	92.69%
● Cash/short-term deposits	7.31%

*The SIL Pacific Basin Share Fund is closed to new investment.

Pre-tax returns

1 year	5.67%
3 years	-0.28% pa
5 years	11.52% pa
10 years	2.63% pa



CASH PLUS FUND

● Cash/short-term deposits	100.00%
----------------------------	---------

Pre-tax returns

1 year	2.82%
3 years	5.50% pa
5 years	6.39% pa
10 years	5.79% pa

MFL Mutual Fund (as at 30 June 2010)



PROPERTY FUND

● Listed property securities	70.35%
● Property-related shares	17.31%
● Fixed interest securities	5.07%
● Cash/short-term deposits	7.27%

Pre-tax returns

1 year	20.59%
3 years	-12.72% pa
5 years	-1.81% pa
10 years	4.76% pa

For more information, visit ingnz.com

For a copy of the Investment Statements relating to the Funds referred to in this document, please contact:

ING (NZ) Limited: PO Box 7149, Wellesley Street, Auckland 1141, New Zealand | Tel: 0800 737 575 | Fax: 0800 425 737 | Email: service@ingnz.com

This information is intended to get you thinking about your investment goals. It is not intended as investment advice tailored to a particular customer because it does not address individual circumstances. We suggest you seek independent advice before you make any investment.

ING (NZ) Limited is wholly owned by ANZ National Bank Limited and has a licence from ING Corporate Services Pty Limited enabling it and related companies to use the ING brand and certain trademarks owned by ING Group or its subsidiaries while transitioning to the new brand, which is expected to be by the end of 2010.